



TOWARDS BETTER CHINA-INDIA UNDERSTANDING, A STUDY OF CPC RESOLUTION ON HISTORY

RN BHASKAR

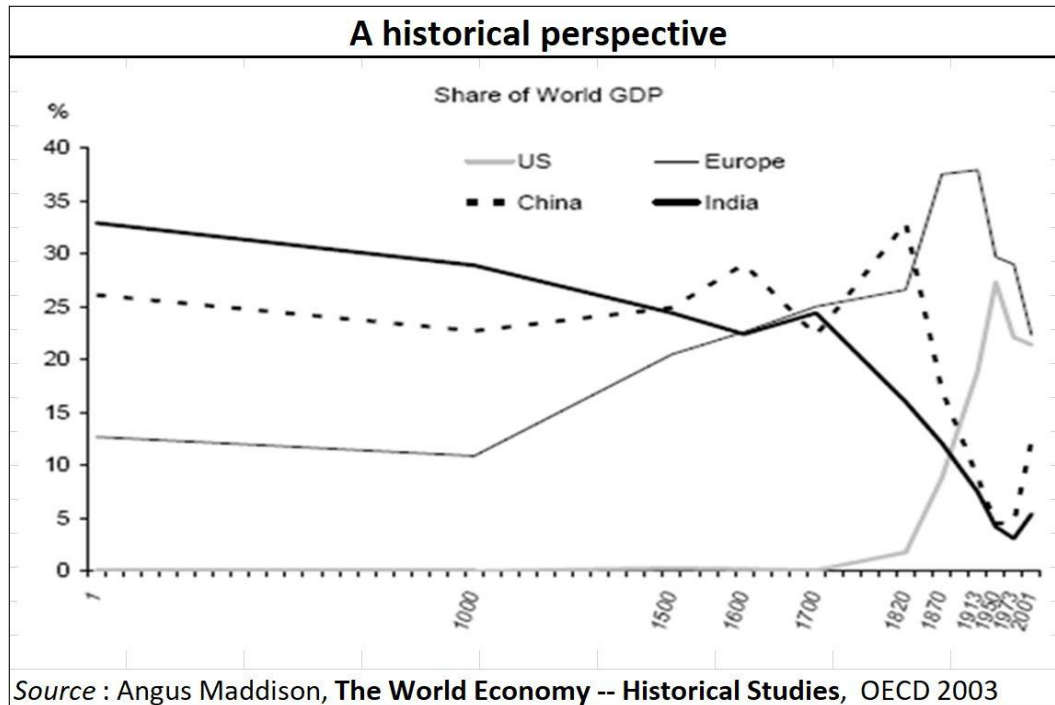
RNB@ASIACONVERGE.COM

MUMBAI, 22 DECEMBER 2021

RNB@ASIACONVERGE.COM

22 December, 2021

A historical perspective



A PEEK AT 2500 YEARS

FACTORS THAT HELP

- Literacy
- Poverty alleviation
- Reduction of inequalities

China's Rise (1978-2018)	
•Average annual GDP growth rate:	9 %
•Average annual trade growth rate:	15%
•Total GDP:	US\$ 14.2 trillion (2018)
•Total GDP (ppp):	US\$ 17.6 trillion (2018)
•Total trade volume:	US\$ 4.5 trillion (2018)
•Poverty reduction:	850 million (by 2018)
•Foreign ex. reserves:	US\$ 3.13 trillion (2017)
•Outbound tourists:	150 million visits(2018)
•On the right track?	90% yes (Ipsos 2016)
Source : <i>Lecture and presentation in Beijing on 11 November, 2019, by Prof. Zhang Weiwei, (Director, China Institute, Fudan University, China)</i>	

China begins to spread the word	
Four Industrial Revolutions in One	
•The First revolution:	1978 – 1995
	-Textiles etc. (township enterprises)
	-Coastal Development Strategy (1988)
•The Second revolution:	1992 – 2010
	- Power and other industries
	- WTO (2001)
•The Third revolution:	1994 –
	- Telecommunications etc. (2G,3G,4G)
•The Fourth revolution:	on-going
	- big data, AI, quantum communications etc.

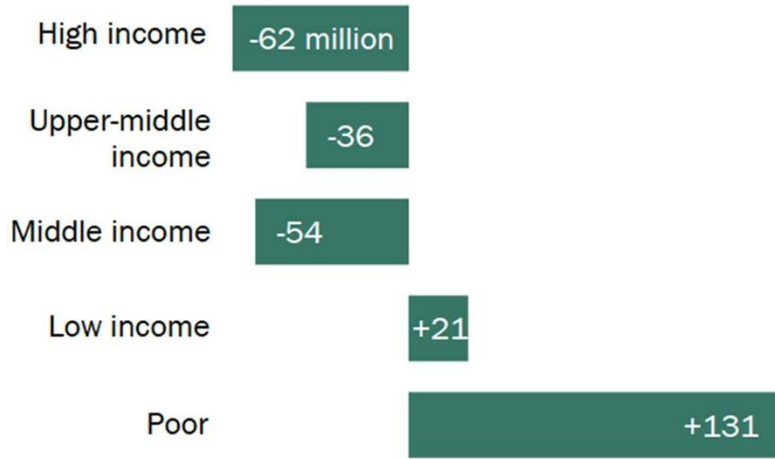
MASS LITERACY WAS AN AMAZING ACHIEVEMENT

An increase in poverty globally

India's contribution could be one of the largest

The COVID-19 downturn curbed growth in the global middle class, increased poverty sharply in 2020

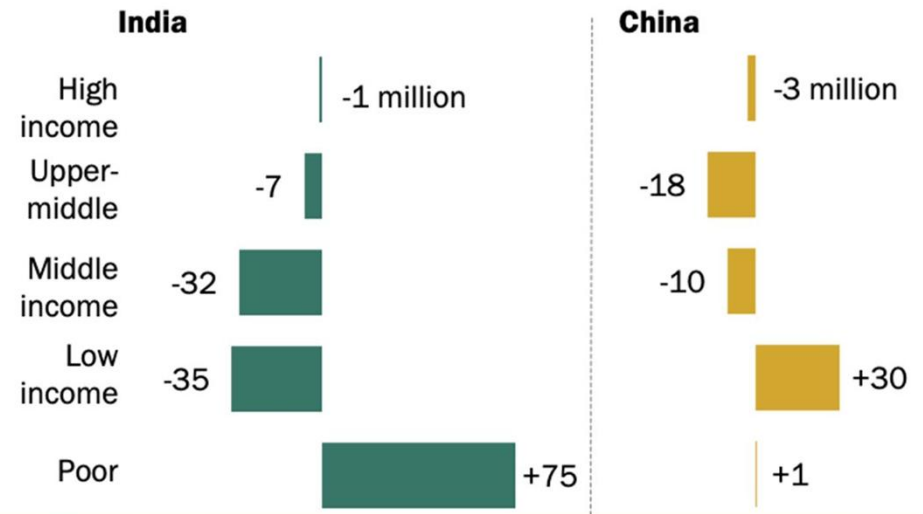
Estimated change in the number of people in each income tier due to the global recession in 2020, in millions



India's shrinking middle class

India is estimated to have seen a greater decrease in the middle class and a much sharper rise in poverty than China in the COVID-19 downturn

Estimated change in the number of people in each income tier due to the global recession in 2020, in millions



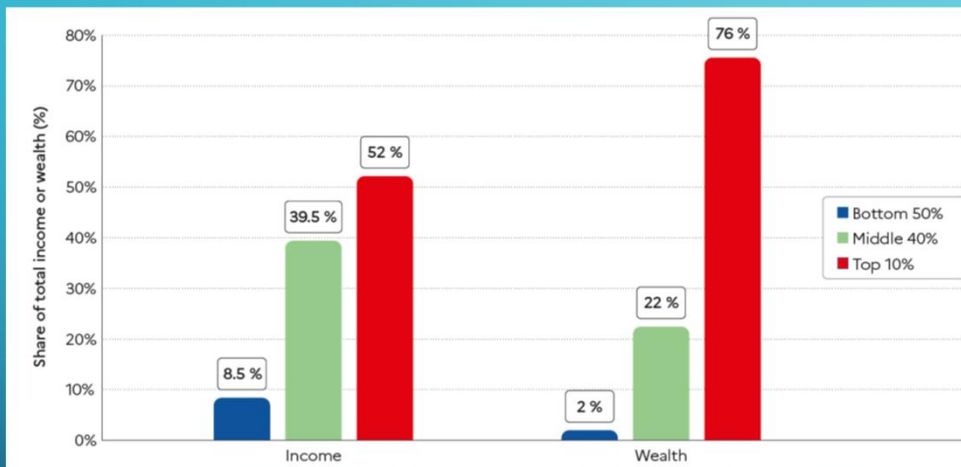
POVERTY ERADICATION

Source: Pew Research, April 2021

RNB@ASIACONVERGE.COM

22 December, 2021

GLOBAL WEALTH INEQUALITY



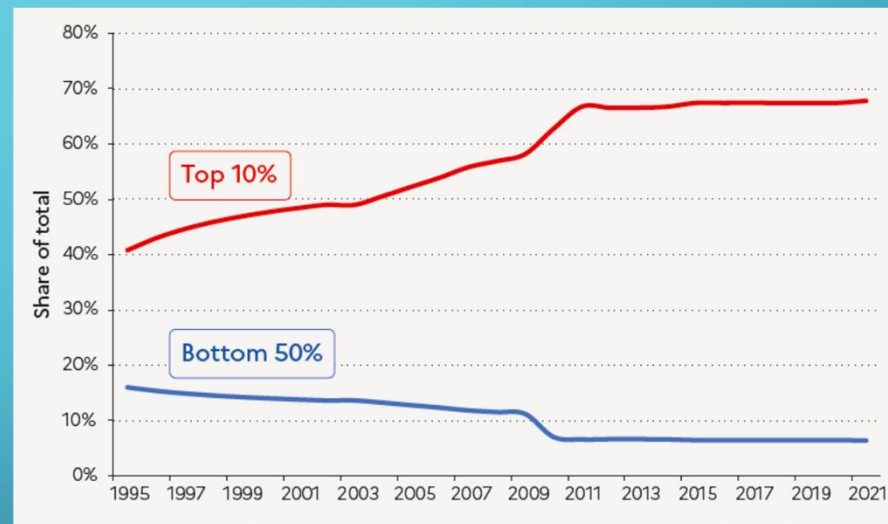
Source: World Inequality Report
<https://wir2022.wid.world/www-site/uploads/2021/12/WorldInequalityReport2022.pdf>

RNB@ASIACONVERGE.COM

22 December, 2021

CHINA IS DETERMINED TO IMPROVE THIS SCORE

	Income		Wealth	
	Avg. Income (PPP€)	Share of total (%)	Avg. Wealth (PPP€)	Share of total (%)
Full population	17 600	100%	86 100	100%
Bottom 50%	5 100	14.4%	11 000	6.4%
Middle 40%	19 400	44.0%	55 600	25.8%
Top 10%	73 400	41.7%	583 400	67.8%
Top 1%	246 600	14.0%	2 621 300	30.5%
Top 10% to Bot. 50% Income gap			1 to 14	



Source: World Inequality Report

https://wir2022.wid.world/world-inequalityReport2022_Full_Report.pdf


22 December, 2021

TO ACHIEVE THIS. . .

- Reduce the influence of winner-takes-all
- Focus on education that does not veer towards elitism
- Rework policies to reduce poverty
- Work towards common prosperity
- Work towards global peace

FESTIVE GREETINGS FOR THE NEW YEAR

RNB@ASIACONVERGE.COM



22 December, 2021